





Getting Started:

8 months

to the wedding day

Choose a wedding date: _____

Your wedding budget: _____

Names of the events:

♥ Event 1: _____

♥ Event 2: _____


♥ Event 3: _____

♥ Event 4: _____

♥ Event 5: _____

Start working on the wedding guest list.

Number of guests: _____





Month 1

— Planning —

Week 1 Planning: Dates _____

Hire a wedding planner (optional):

♥ Name of the wedding planner: _____

Start your venue research: Make appointments to visit the venue.

♥ Venue 1: _____

♥ Venue 2: _____

♥ Venue 3: _____

♥ Venue 4: _____

♥ Notes: _____





Month 1

— Planning —

Week 2 Planning: Dates _____

Choose the bridesmaids and groomsmen.

Names:

♥ Bridesmaid #1: _____

♥ Groomsman #1: _____

♥ Bridesmaid #2: _____

♥ Groomsman #2: _____

♥ Bridesmaid #3: _____

♥ Groomsman #3: _____

♥ Bridesmaid #4: _____

♥ Groomsman #4: _____

♥ Bridesmaid #5: _____

♥ Groomsman #5: _____

♥ Additional Notes:

Pick a theme or colours for the wedding: Research online for ideas.

♥ Wedding Theme: _____

♥ Wedding Colours: _____





Month 1

— Planning —

Week 3 Planning: Dates _____

Select the venue and finalise terms.

♥ Name and contact info of venue: _____

♥ Date and hours for the venue: _____

♥ Notes on deposits made and venues for other events:





Month 1

— Planning —

Week 4 Planning: Dates _____

♥ **Start your research on caterers.**

♥ Mention name and appointment date.

♥ Caterer 1: _____

♥ Caterer 2: _____

♥ Caterer 3: _____

♥ Notes: _____

♥ **Research for event decorator/mandap/florists.**

♥ Mention name and appointment date.

♥ Decorator 1: _____

♥ Decorator 2: _____

♥ Decorator 3: _____

♥ Notes: _____





Month 1

— Planning —

Week 4

Start looking for photographers.

♥ Mention name and appointment date.

♥ Photographer 1: _____

♥ Photographer 2: _____

♥ Photographer 3: _____

♥ Notes: _____

Look for videographers.


♥ Mention name and appointment date.

♥ Videographer 1: _____

♥ Videographer 2: _____

♥ Videographer 3: _____

♥ Notes: _____





Month 1

— Planning —

Week 4

Start researching DJs.

♥ Mention name and appointment date.

♥ DJ 1: _____

♥ DJ 2: _____

♥ DJ 3: _____

♥ Notes: _____

Start researching event rentals (chairs, tables, etc. depending on the venue).

♥ Mention name and appointment date.

♥ Rental Company 1: _____

♥ Rental Company 2: _____

♥ Rental Company 3: _____

♥ Notes: _____





Month 1

— Planning —

Week 4

Choose your wedding invitation cards.

♥ Notes on invitation design and costs: _____





Month 2

— Planning —

Planning: Dates _____

Finalise your vendors: Caterer, photographer, event decorator, videographer, event rentals, DJ.

Mention name, contact info, deposits made.

- ♥ Caterer: _____
- ♥ Photographer: _____
- ♥ Event Decorator: _____
- ♥ Event Rentals: _____
- ♥ Videographer: _____
- ♥ DJ: _____

Book your Pandit/Priest.

- ♥ Name of the Pandit: _____
- ♥ Notes on dakshina, and his contact information:





Month 2

— Planning —

Planning: Dates _____

Select your cake vendor and cake design.

Mention name and tasting date.

♥ Cake vendor 1: _____

♥ Cake vendor 2: _____

♥ Cake vendor selected, deposit made, and contact information:

Make the arrangements for baraat and other transportation.

♥ Vendor(s) selected, deposit made, and contact information:





Month 3

— Planning —

Planning: Dates _____

Finalise a vendor for your mehendi, hair, make up, and sari or dupatta draping.

♥ Mention make up/ hair trial appointment dates.

♥ Stylist 1: _____

♥ Stylist 2: _____

♥ Stylist selected, deposit made, and contact information:

Select wedding outfits for the entire bridal party and jewellery sets for yourself.

♥ Notes: _____





Month 3

— Planning —

Planning: Dates _____

♥ Purchase your wedding trousseau.

♥ Notes: _____

♥ Book hotel rooms for out-of-town guests.

♥ Notes on hotel chosen and room booked:





Month 4

— Planning —

Planning: Dates _____

Purchase your accessories: Matching purse, bangles, bindis, and footwear.

♥ Notes: _____

Choose the menu and other details with the caterer.

♥ Notes: _____

Discuss décor arrangements with your event decorator.

♥ Notes: _____





Month 5

— Planning —

Planning: Dates _____

Ready your wedding invitations for mailing them.

♥ Notes: _____

Start looking for wedding favours.

♥ Notes: _____





Month 6

— Planning —

Planning: Dates _____

Make arrangements for alcohol.

Order liquor/alcohol and get the required permit.

♥ Notes: _____

Prepare for ceremony programs.

Research marriage license requirements.

Select the song for your dance. Consider taking dance lessons or ask your friend to choreograph it or do it yourself.





Month 7

— Planning —

Planning: Dates _____

- ♥ Purchase your guestbook with pens and a penholder.
- ♥ Buy gifts for your close friends and family members.
- ♥ Contact close family and friends for sangeet dance performances (optional).

♥ Notes: _____

- ♥ Get all blouses and lehengas stitched.
- ♥ Try the outfits to ensure that they fit.



The
wedding
month

Dates _____

4 Weeks Before: Dates _____

- ♥ **Have sangeet dance performers submit their music to you.**
 - ♥ **Hand over the music to the DJ.**
-

3 Weeks Before: Dates _____

- ♥ **Get the final head count of the guests. Call guests who haven't responded to your invitation.**
- ♥ **Prepare the time slots for all your wedding events.**
- ♥ **Delegate responsibilities to your close family and friends.**



The
wedding
month

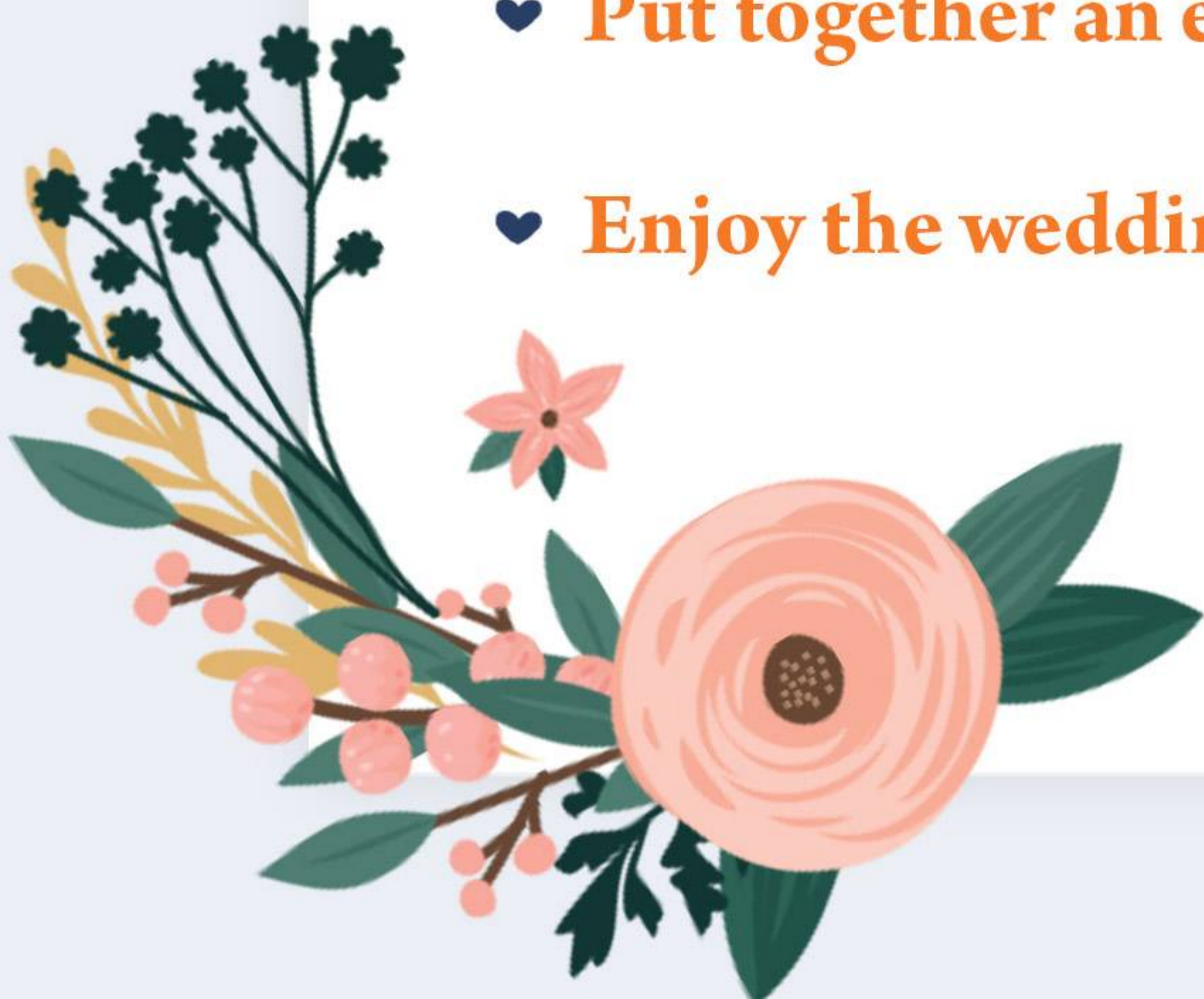
Dates _____

2 Weeks Before: Dates _____

- ♥ **Submit the final head count of the guests to all your vendors.**
- ♥ **Submit the time slots of all events to vendors and close family and friends who are helping you out.**
- ♥ **Confirm that your final payments are ready to be made to the vendors.**

The wedding week: Dates _____

- ♥ **Get pampered at a Spa.**
- ♥ **Hand over all the favours, guestbook, place cards, programs etc. to the event planner or the person in charge of arranging or coordinating the wedding.**
- ♥ **Put together an emergency kit.**
- ♥ **Enjoy the wedding celebrations!**





The
wedding
month

Dates _____

After the wedding, ensure:



You pay off the vendors.



You arrange for your outfits to be dry cleaned and stored.



You write thank you notes.

Get an instant wedding loan with
MoneyTap credit line app

Download Now